


How to access the Aqualink Portal

Please ensure you are using **Google Chrome** as your internet browser.

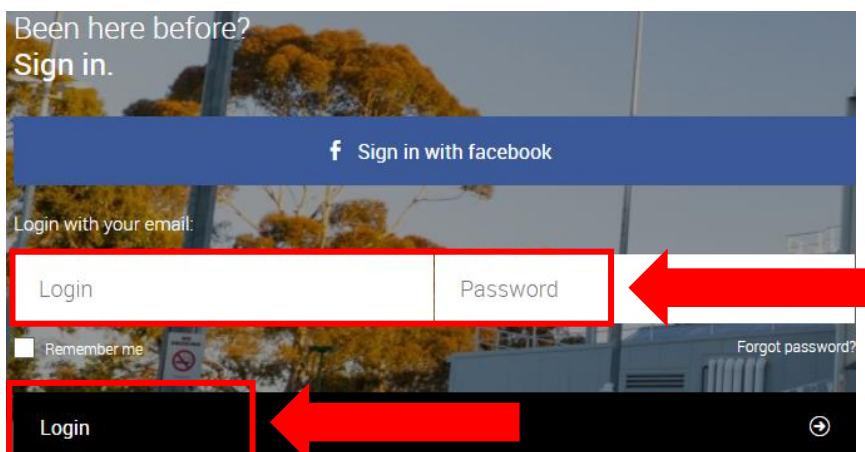
1. Visit our Aqualink website www.aqualink.com.au and select **Membership > Member's Area**



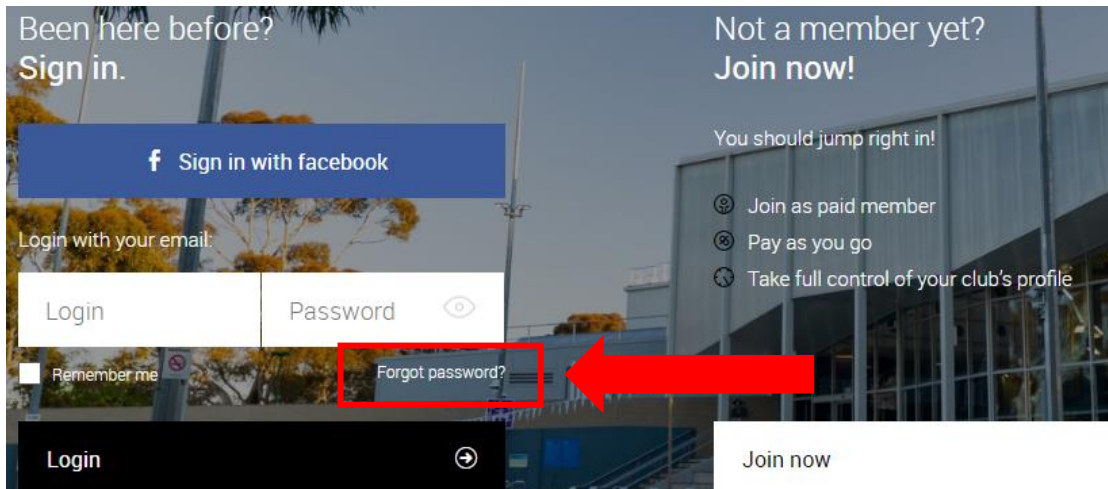
2. Click on the **Member Portal – Login** on the right hand side
Member Portal



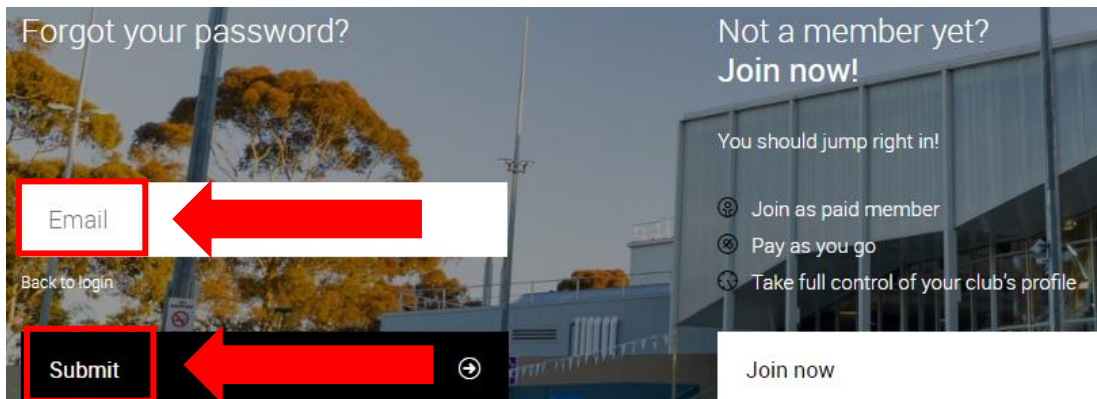
3. Use your existing details to log in. Type in your **Login** (email) and **password** and click **Login**



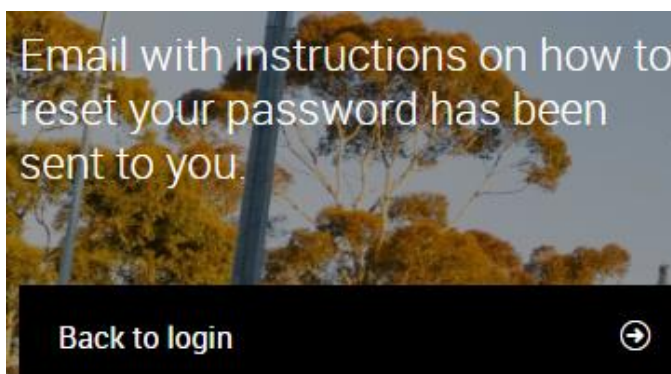
4. If you don't remember your password, or are new to the portal, you will need to create a password. Click **forgot password?**



5. Type in your **email** address (the one this message was sent to) and click **Submit**




6. The following message will appear



7. Check your **inbox** for the below message (*make sure to check your junk mail before contacting Aqualink*)

(From: Aqualink, Subject: Password Reset)




Dear Papa,

You have recently requested to reset your password for your AqualinkBox Hill user account. Click the link below to reset your password.

<https://goapi.perfectgym.pl/resetpassword/resetpassword?email=samsimsecombe@gmail.com&token=848G2HQQ83NFLEGG82EU4D7GDGWKW1V7&companyUrl=aqualink.perfectgym.com.au/>

8. Set your **New password**, and **New password confirm** then click **Submit**



Set your password

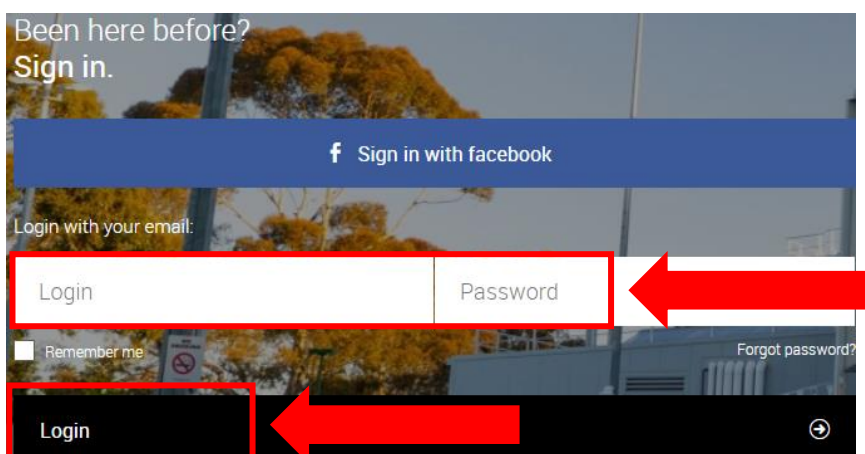
New password

New password confirm

Back to login

Submit

9. This will take you to the login screen. Type in your **Login** (email) and **password** and click **Login**



Been here before?
Sign in.

Sign in with facebook

Login with your email:

Login Password

Remember me Forgot password?

Login